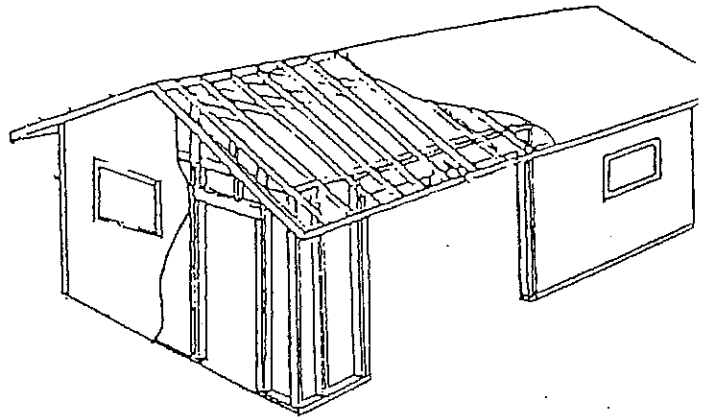
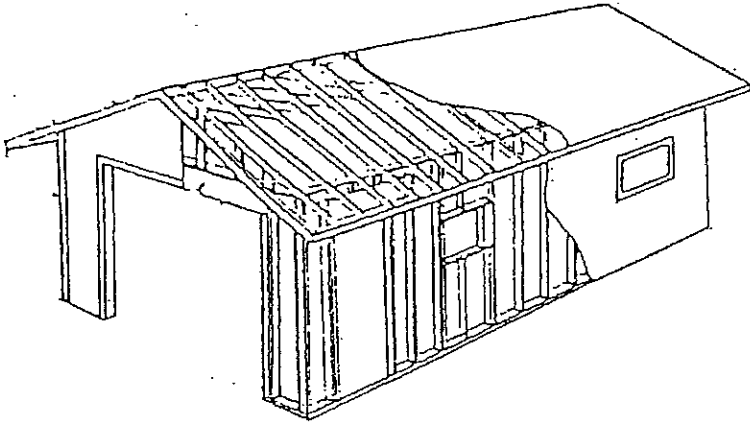


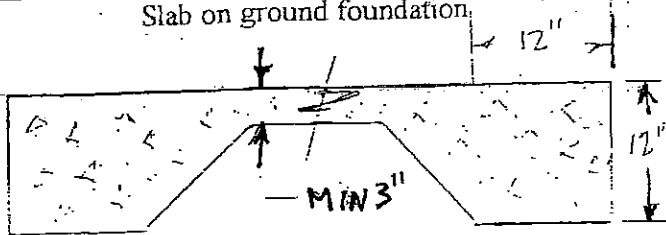
ACCESSORY BUILDINGS & DETACHED GARAGES

Type "A"

Type "B"

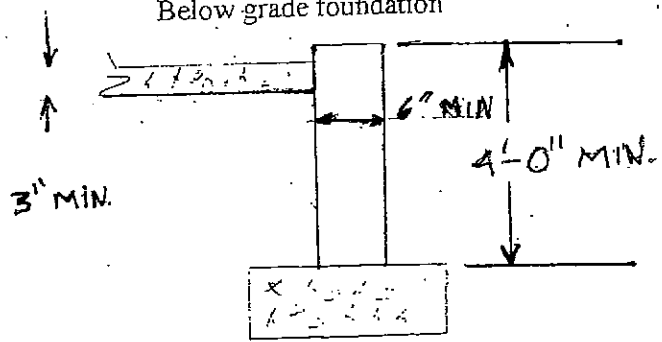


Slab on ground foundation



Slabs on ground shall be reinforced with a minimum of:-
 3# 15mm rebar in club footing
 #10 mm rebar @ 24" oc each way in slab
 (6" X 6" X 6:6 W/F/W may be substituted in slab area)

Below grade foundation



WIDTH _____ LENGTH _____

EAVES _____

HEIGHT; wall _____ peak _____

SET BACKS; left _____ right _____

Front _____ rear _____

PITCH OF ROOF _____

construction details

walls; 2 X _____ @ _____" on centre
 prefab trusses @ _____" on centre

OR

rafters 2 X _____ @ _____" on centre with cross ties
 with ceiling joists 2 X _____ @ _____" on centre
 wall sheathing; _____" plywood or _____" OSB
 roof sheathing; _____" plywood or _____" OSB
 over head door width; _____

over head door lintel; _____
 (Engineered beam may be required for supported lengths greater than 4.9 meters or door openings greater than 4.21 meters)

General Zoning Requirements for Accessory Buildings (detached garages)

- shall not be used for human habitation
- shall not be built closer to the front lot line than the minimum distance required by By-Law as amended for the principal building on lot
- shall not be built within 2 meters of the principal building
- if built on a corner lot, shall be located in the rear yard and not in the exterior side yard adjacent to the flanking street
- shall not be built closer to the street than the principal building on the lot
- shall not be built closer than 1 meter to a lot line or 1.5 meters to a lane
- shall not exceed 15% coverage of the total lot area
- shall not be considered as an accessory building if attached to the principal building in any way
- may not be constructed prior to construction of the principal building

Owner/Applicant

name; _____

address; _____

Permit #; _____

X _____
 (signature of owner/applicant)